A

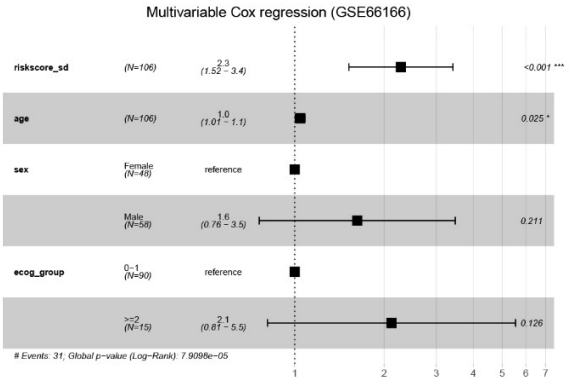
Multivariable Cox regression (GSE66166)
riskscore_sd (N=106) 2.3 (1.52 − 3.4) <0.001 ***
age (N=106) 1.0 (1.01 − 1.1) 0.025 *
sex Female (N=48) reference
Male (N=58) 1.6 (0.76 − 3.5) 0.211
ecog_group 0−1 (N=90) reference
>=2 (N=15) 2.1 (0.81 − 5.5) 0.126
Events: 31; Global p−value (Log−Rank): 7.9098e−05
1 2 3 4 5 6 7

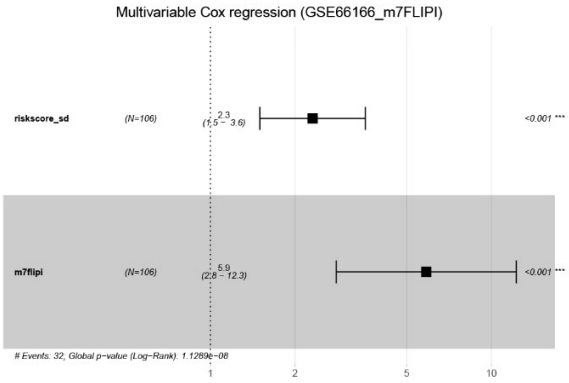
Multivariable Cox regression (GSE66166_m7FLIPI)
riskscore_sd (N=106) 2.3 (1.5 − 3.6) <0.001 ***
m7flipi (N=106) 5.9 (2.8 − 12.3) <0.001 ***
Events: 32; Global p−value (Log−Rank): 1.1289e−08
1 2 5 10

B

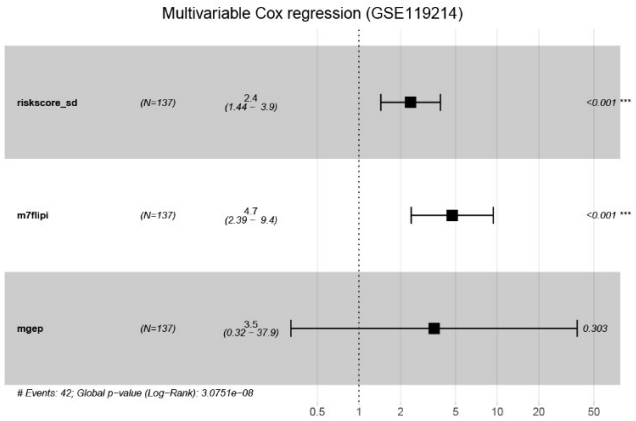
Multivariable Cox regression (GSE119214)
riskscore_sd (N=137) 2.4 (1.44 − 3.9) <0.001 ***
m7flipi (N=137) 4.7 (2.39 − 9.4) <0.001 ***
mgep (N=137) 3.5 (0.32 − 37.9) 0.303
Events: 42; Global p−value (Log−Rank): 3.0751e−08
0.5 1 2 5 10 20 50

C

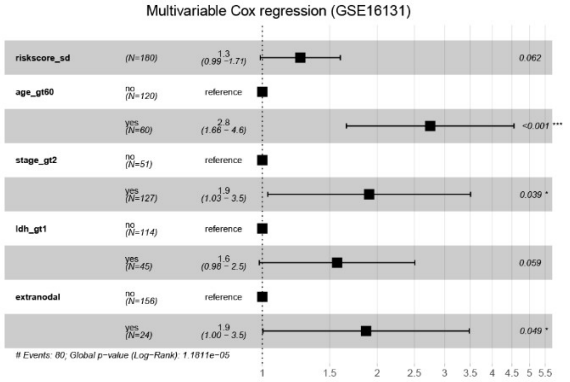
Multivariable Cox regression (GSE16131)
riskscore_sd (N=180) 1.3 (0.99 − 1.71) 0.062
age_gt60 no (N=120) reference
yes (N=60) 2.8 (1.68 − 4.6) <0.001 ***
stage_gt2 no (N=51) reference
yes (N=127) 1.9 (1.03 − 3.5) 0.039 *
ldh_gt1 no (N=114) reference
yes (N=45) 1.6 (0.98 − 2.5) 0.059
extranodal no (N=156) reference
yes (N=24) 1.9 (1.00 − 3.5) 0.049 *
Events: 80; Global p−value (Log−Rank): 1.1811e−05
1 1.5 2 2.5 3 3.5 4 4.5 5 5.5

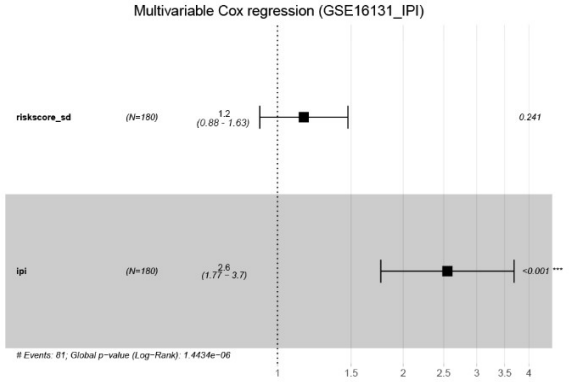
Multivariable Cox regression (GSE16131_IPI)
riskscore_sd (N=180) 1.2 (0.88 − 1.63) 0.241
ipi (N=180) 2.6 (1.77 − 3.7) <0.001 ***
Events: 81; Global p−value (Log−Rank): 1.4434e−06
1 1.5 2 2.5 3 3.5 4